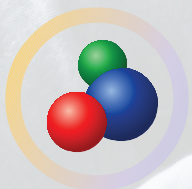




Welcome to the family.



3P Learning

A place for schools and families to love learning.

Mathletics & Spellodrome

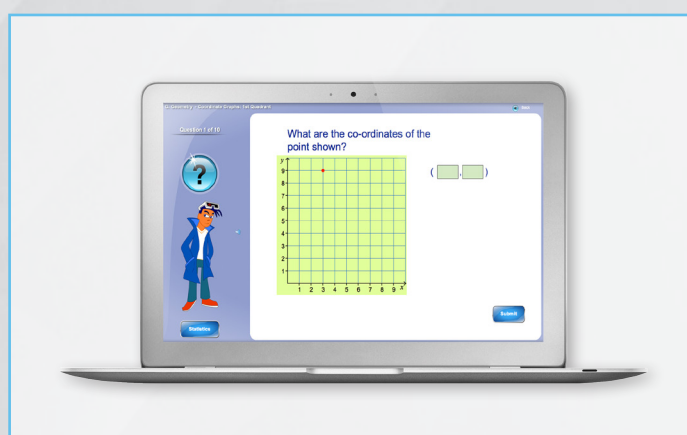
A guide for parents



Welcome to the family

Your child is now part of a global community of 4 million students in over 17,000 schools and homes around the world who are learning with Mathletics and/or Spellodrome.

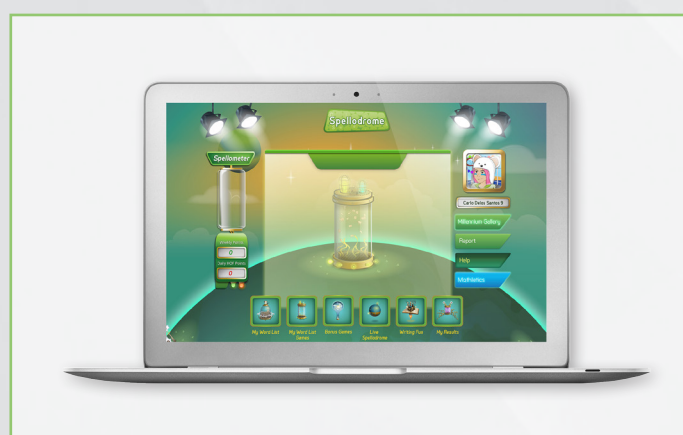
Parents and guardians are an important part of the community and this guide is designed to introduce you to the tools and reports available to help you support your child. Whether your child has been given access via their school or has a home subscription, it all starts right here.



Mathletics

Adaptive practice activities and tutorials form dozens of Mathletics courses, each aligned to the individual requirements of national, provincial and state-based curricula from around the world.

Live Mathletics matches students against others from around the world in real-time competition. An engaging environment that encourages students and rewards results.



Spellodrome

Develop critical spelling awareness through stimulation and support. Interactive and engaging games make learning to spell fun!

All four areas of spelling knowledge are covered: Visual, Phonological, Morphemic and Etymological. Parents and students can keep track of progress to help recognise and experience a sense of pride and achievement.



Activate your
FREE parent
account
PAGE 2



Receive
weekly reports
for your child
PAGE 3



Track and
monitor your
child's progress
PAGE 4



Make changes
to your child's
course
PAGE 5



Set tasks for
your child to
complete
PAGE 6



Real tips and
advice from
real parents
PAGE 7

powered by



3P Learning

Mathletics & Spellodrome

A guide for parents



Activate your FREE parent account.

3P Learning's **Parent Console** is designed to help you enhance your child's learning experience and gather valuable insight into their progress. Receive weekly reports on their results to encourage regular participation. What's more, access is completely FREE – simply register your details to receive your username and password and you can begin supporting your child right away.

NOTE: If you have a home subscription you do not need to register. You will have received your Parent Console access details by email when you activated your child's account.



The screenshot shows a 'Parent Registration' form. At the top, it says 'Registration enables parents to view their child's progress and receive reports by email.' with a link to 'Click here to view example of a report'. Below this, it says 'To register, complete these details'. The form is divided into two sections: 'Student Sign In Details' with fields for 'Username' and 'Password', and 'Parent details' with fields for 'First Name', 'Surname', 'Email', 'Confirm Email', and 'Country' (a dropdown menu). A 'Register' button is at the bottom of the form. Below the form, it says 'There is no cost to register. View our Privacy Policy' and 'Click below to find more information regarding all our educational resources.' with four buttons: 'Mathletics', 'Spellodrome', 'InfoScience', and 'Reading Eggs'.

- 01 To activate your free access to the Parent Console visit www.3plearning.com/parents.
- 02 Enter your details, along with those of your child's Mathletics/Spellodrome account. You will receive your own username & password by email.
- 03 To access the Parent Console, simply visit the **Mathletics** or **Spellodrome** website and use your parent username/password to sign in.

Mathletics & Spellodrome

A guide for parents



Receive weekly reports.

This is the main Parent Console – your launchpad to the many tools, reports and resources available to you. All children in your family with a subscription will be listed here.

As a parent, you can receive a free report on your child's progress each week – directly into your inbox. An excellent way to track their improvement, encourage usage and support their work.



- 01 To activate your weekly email reports, click the **EDIT** button below your name in the Parent Console.
- 02 Be sure your personal details, including your email address, are correct.
- 03 Tick/check the **Email Weekly Reports** box at the bottom of the screen.

Mathletics & Spellodrome

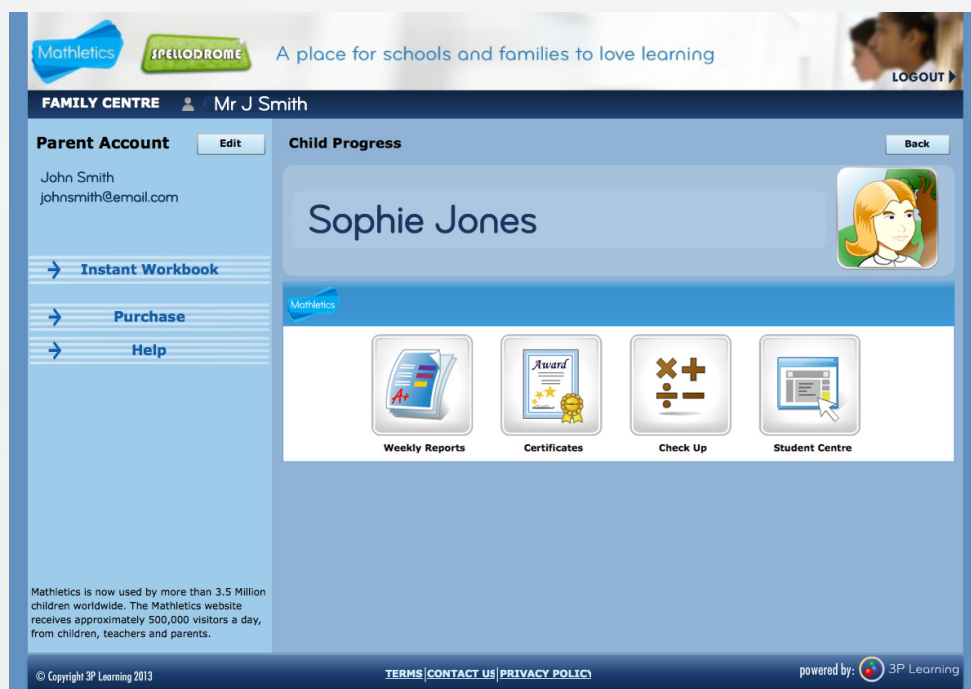
A guide for parents



Track your child's progress.

By clicking the **View Progress** icon within the Parent Console, you can access a host of information and reports about your child's results in Mathletics and/or Spellodrome.

View a weekly report of your child's progress, download and print certificates they have earned, view a summary of their improvement over time – or sign directly into their student console to support them.



- 01 Click the circular **Weekly Reports** icon to view a weekly summary of activities completed by your child. These can be viewed historically for the length of your subscription.
- 02 Access, view, download or print the weekly awards in the **Certificates** area.
- 03 The **Check Up** area (available with Mathletics subscriptions only) gives a longer-term summary of your child's progress, including their individual strengths and weaknesses.

Mathletics & Spellodrome

A guide for parents



Change your child's course.

Your child's course is automatically assigned based on their age. As a parent, you can alter these settings to suit their individual ability – or if they have completed all the content in their year/grade.

Note – this functionality is only available with a home subscription. Students with school accounts have their course controlled by their teacher.

01 To update your child's course, click the **EDIT** button next to their name in the Parent Console.

02 The current course settings for your child's Mathletics/Spellodrome account can be viewed and updated, if required, using the **Country** and **Course** dropdown menus.

03 Click **Update** to save the changes. Up to six changes to your child's course are permitted in a single year.

Mathletics & Spellodrome

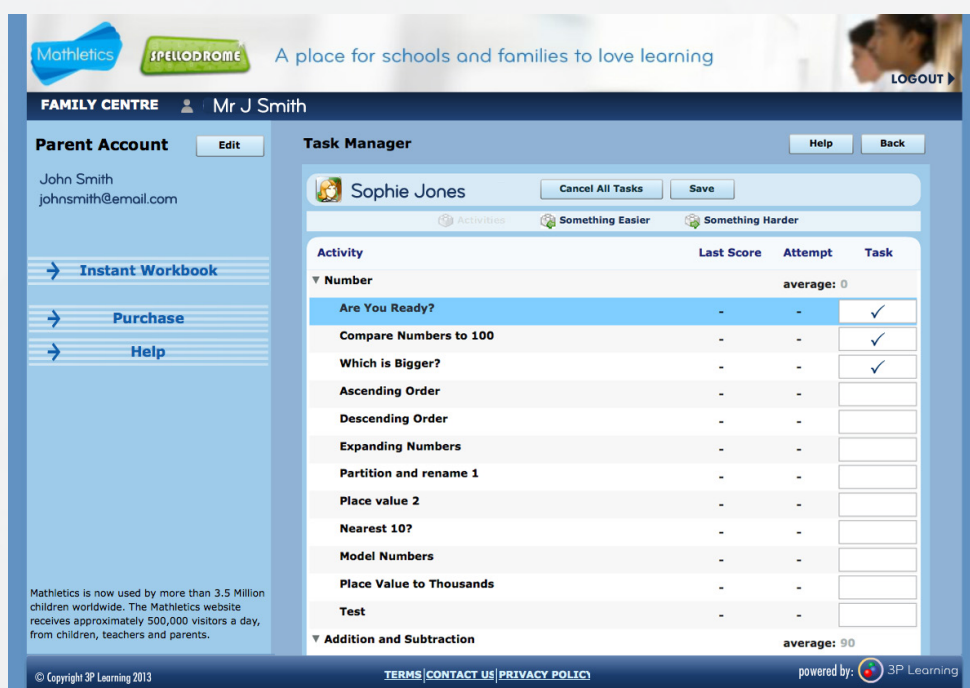
A guide for parents

Mathletics

Set tasks.

Support your child's progress - focus on their areas of development by assigning them specific activities to complete. They will receive an on-screen notification with a task list, straight from you!

Note – this functionality is only available with a Mathletics home subscription. Students with school accounts have their course content controlled by their teacher.



The screenshot shows the Mathletics Parent Account interface. The top navigation bar includes the Mathletics and Spellodrome logos, the tagline "A place for schools and families to love learning", and a "LOGOUT" button. The user is logged in as "Mr J Smith". The main content area is divided into two sections: "Parent Account" and "Task Manager".

Parent Account: Includes the user's name "John Smith" and email "johnsmith@email.com", an "Edit" button, and links for "Instant Workbook", "Purchase", and "Help". A small text box at the bottom states: "Mathletics is now used by more than 3.5 Million children worldwide. The Mathletics website receives approximately 500,000 visitors a day, from children, teachers and parents."

Task Manager: Shows a student profile for "Sophie Jones" with "Cancel All Tasks" and "Save" buttons. Below are tabs for "Activities", "Something Easier", and "Something Harder". A table lists activities with columns for "Activity", "Last Score", "Attempt", and "Task".

Activity	Last Score	Attempt	Task
Number			
average: 0			
Are You Ready?	-	-	<input checked="" type="checkbox"/>
Compare Numbers to 100	-	-	<input checked="" type="checkbox"/>
Which is Bigger?	-	-	<input checked="" type="checkbox"/>
Ascending Order	-	-	<input type="checkbox"/>
Descending Order	-	-	<input type="checkbox"/>
Expanding Numbers	-	-	<input type="checkbox"/>
Partition and rename 1	-	-	<input type="checkbox"/>
Place value 2	-	-	<input type="checkbox"/>
Nearest 10?	-	-	<input type="checkbox"/>
Model Numbers	-	-	<input type="checkbox"/>
Place Value to Thousands	-	-	<input type="checkbox"/>
Test	-	-	<input type="checkbox"/>
Addition and Subtraction			
average: 90			

The footer contains copyright information for 3P Learning 2013, links for "TERMS", "CONTACT US", and "PRIVACY POLICY", and the "powered by 3P Learning" logo.

- 01 Click the circular **Task Manager** icon in the Parent Console to access the screen below. Each child's course content can be accessed independently.
- 02 To assign a particular curriculum activity to be completed, simply click the individual **Task** box. Your child will be notified and their student console will be locked until tasks are completed.
- 03 You can set up to ten curriculum activities at any one time for your child to complete.

Mathletics & Spellodrome

A guide for parents



Download and print Mathletics workbooks*.

Mathletics is an award-winning online learning resource, but did you know that as parent you also have access to a huge library of printable workbooks **at no extra charge**? The digital books build to a huge additional resource to support your child's learning at home. Great to use for extra help, or holiday homework.

The entire library is just a few clicks away in the Family Console. Follow the instructions below to browse and download your first workbook.



- 01 Click the "Instant Workbooks" button on the left-hand menu of the main Family Console screen.
- 02 Select your required year level/grade and all age-appropriate workbooks will be displayed. Over 140 workbooks are available in total – both student and teacher versions (including answers and solutions).
- 03 Click to open your required workbook. It will display in PDF format and can be saved or printed – either by chapter, or the complete book.

* Note: Not available in Australia or Canada.

Mathletics & Spellodrome

A guide for parents



✓ Real tips from real parents.

Mathletics and Spellodrome are used by over 4 million students around the world – that's one huge community of students, teachers and parents! We hear from parents all the time, sharing stories from their homes – and tips for getting the most out of the resources. Here are a few...



The Parent Console is great to track your child's progress and improvements. **Encourage them to earn their weekly certificate** (1000 points) each week – such a sense of achievement!

NSW, Australia.



My tip is to see what your child sees by **clicking the Student Console icon**. This will take you directly to their own student interface and you can help them in their own space.

Auckland, New Zealand.



Change your child's Mathletics course when they have achieved all their gold bars. This shows they have understood all topics, rather than simply completing them.

Calgary AB, Canada.




Using your child's results data to **set tasks** is a great way to help them focus on their trickier areas of mathematics. We call it "banish the bad grades" in our house!

Home Educator, NY USA.



I have all my kids using Mathletics now. They're 6, 12 and 15. I added **additional subscriptions in my Parent Console and got the family discount #winners!**

Bristol, UK.



Follow the Mathletics and Spellodrome guys on Facebook – you get to see when new stuff is released and the parent community on there is great for sharing tips!

VIC, Australia.